



Tailift

Buyers Guide

3,000 to 22,000 Lb

Cushion - Pneumatic Tires

Diesel - Electric - LPG



New "Z" Series
Pneumatic Tire
3,500 - 8,000 #
Yanmar Diesel
"Premium Truck"



Capacities 3,000 to 8,000 # - Cushion & Pneumatic
GM - LPG & Yanmar Diesel Engines



Electric 3 Wheel Rider - FBT18P
3,000 - 3,500 # Solid Pneumatic Tires
48 Volt - AC SME Controllers



Four Wheel Electric Rider
3,000 - 5,000 # Capacity
48 Volt - Cushion Tires
AC SME Controllers



FD18-35

- **3,500 to 8,000 Lb. Capacity**
 - Pneumatic Tires
 - Single or Dual Drive
 - Diesel Power
 - Tier IV
- Various Masts Available
- Yanmar 4TNE92 / 98 Engine
- Heavy Duty Premium Truck
 - Cascade Side Shifters
 - Drivers Overhead Guard
 - Safety Load Backrest
- Deluxe Suspension Seat
 - Clear View Mast
 - LCD Instrument Panel
 - Easy Maintenance
- Lights – Back up Alarm – Mirrors
- Plus Much More



FG/D20-35P

- **3,000 to 8,000 Lb. Capacity**
 - Pneumatic Tires
 - Cushion Tires Available
 - Single or Dual Drive
 - LPG or Diesel Fuel
- GM 3.0L – Yanmar 4TNE92/98
 - Tier IV
- Various Masts Available
- Cascade Side Shifters
- Drivers Overhead Guard
- Safety Load Backrest
 - Clear View Mast
 - Easy Maintenance
- Lights – Back Up Alarm
 - Mirrors
- Plus Much More



FG/D40-100P

- **9,000 to 22,000 Lb. Capacity**
 - Pneumatic Tires
 - Single or Dual Drive
 - LPG or Diesel Fuel
 - Tier III
- GM or Perkins Engine
 - GM4.3L
- Perkins 1104D/1106D Diesel
 - Various Masts Available
 - Cascade Side Shifters
 - Safety Load Backrest
 - Easy Maintenance
- Lights - B/U Alarm - Mirrors





Features & Optional Accessories Consult your dealer!

On Board Diagnostics

Suspension Seat

Tilt Steer Wheel

Cabins



LPG & Diesel 3,000 to 22,000 Lb.



FBT15-18P

- 3,000 to 3,500 Lb. Capacity
 - 3 Wheel Electric
 - Solid Pneumatic Tires
 - 48 Volt
 - SME AC Controller
 - Various Masts Available
 - Clear View Mast
 - Cascade Side Shifters
 - Drivers Overhead Guard
 - Safety Load Backrest
 - Lights – B/U Alarm - Mirrors
 - Plus Much More



FB15-25C

- 3,000 to 5,000 Lb. Capacity
 - Solid Cushion Tires
 - Pneumatic Tires 6,000 Lb
 - Single or Dual Drive
 - 48 Volt SME AC Controller
 - Various Masts Available
 - Clear View Mast
 - Cascade Side Shifters
 - Drivers Overhead Guard
 - Safety Load Backrest
 - Lights – B/U Alarm – Mirrors
 - Plus Much Mre



ETU 16 / 20

- 3,200 to 4,000 Lb. Capacity
 - Motorized Hand
 - 24 Volt
 - (2) 12 Volt Batteries
 - Built In Charger
 - Forks 27 x 48"
 - Poly Tires
 - AC – ZAPI Controls




Features & Optional Accessories

Excellent Driver Comfort



AC SME Controller
48 Volt



Electric 3,000 to 6,000 Lb.



Inventory



Quality Tailift OEM Parts

Financing
Available



Parts & Technical Support
When you need it!

Authorized Dealer

George's Lift Truck Service, LLC
122 Southpark Rd.
Lafayette, LA 70508
337-837-LIFT (5428) FAX: 337-837-1075